



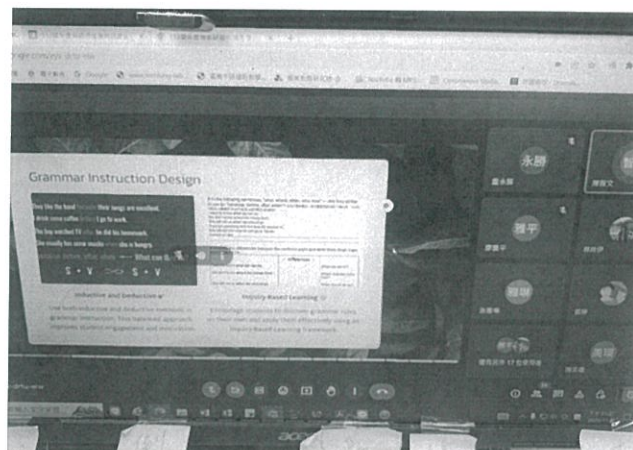


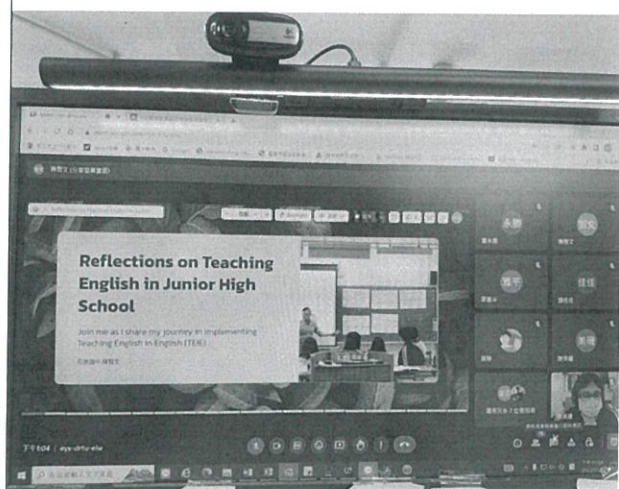
新北市中平國中 112 年度 英文 領域教學研究會【教師增能研習】紀錄表

領 域	英文領域	研習日期	112 年 11 月 06 日
研習地點	線上研習	紀錄者	陳美環
研習主題	全英教學小撇步	主講者	花蓮縣花崗國中陳智文

附註：1. 請各領域進行教師增能研習時，簡要紀錄研習內容，可加入研習照片。

2. 研習主題由領域內教師自行擬定，就教學現場實務需求，以提升教學成效為目標。

討論內容記錄(也可加入研習照片)：



召集人：

教師兼
副組長 陳美環

教務主任：

教師兼
教務主任 林玲伊

校長：

新北市立
中平國中校長 呂秋萍

112/11/06 增能
研習

時數已核

時間戳記	我的姓名	出席
11/6/2023 12:22:33	賴彥錚	簽到
11/6/2023 12:46:54	鄧佳佳	簽到
11/6/2023 12:48:26	陳美環	簽到
11/6/2023 12:51:05	李宜芬	簽到
11/6/2023 12:52:04	莊雅均	簽到
11/6/2023 12:57:21	林玲伊	簽到
11/6/2023 12:57:40	許郁芹	簽到
11/6/2023 12:57:47	胡凌統	簽到
11/6/2023 13:01:04	黃婷	簽到
11/6/2023 13:01:06	陳美珊	簽到
11/6/2023 13:01:46	江惠芬	簽到
11/6/2023 13:02:46	廖雅平	簽到
11/6/2023 13:03:16	童永勝	簽到
11/6/2023 13:05:24	官美惠	簽到
11/6/2023 13:06:39	蔡亞倫	簽到
11/6/2023 13:09:32	陳語彤	簽到
11/6/2023 13:10:17	羅秀燕	簽到
11/6/2023 13:10:22	游雅琳	簽到
11/6/2023 13:13:15	施慧萍	簽到
11/6/2023 13:13:54	陳惠琳	簽到
11/6/2023 13:16:09	莊貴珍	簽到

陳美環
副組長

What are the similarities for the following sentences? “because, before, after, when” ←- What can they do?

以下的四個句子相似之處為何? because, before, after, when有什麼功能? (圈出來: S主詞, V動詞, C連接詞, Prep介系詞, adj形容詞, adv副詞)

They like the band because their songs are excellent.

I drink some coffee before I go to work.

The boy watched TV after he did his homework.

She usually has some snacks when she is hungry.

Answer: 寫下證明 _____

In the following sentences, “what, where, when, who, how” ←-Are they similar in use to: “because, before, after, when”? 在句子裡的使用, 有什麼相同的功能? (圈出來: S主詞, V動詞, C連接詞, Prep介系詞, adj形容詞, adv副詞)

I want to know what we can do.

We don't know where he comes from.

She will tell us when we should go.

They are guessing who the new PE teacher is.

She will tell him how he can go to Tainan.

Answer: 寫下證明 _____

Discuss the differences between the sentence pairs and write them down. 討論每對句子不同處並寫下來。

	← differences →	
I want to know what we can do .		What can we do?
We don't know where he comes from .		Where does he come from?
She will tell us when we should go .		When should we go?
They are guessing who the new PE teacher is .		Who is the new PE teacher?
She will tell him how he can go to Tainan .		How can he go to Tainan?

Discuss the rule of writing noun phrases, and then give your examples.

(請討論名詞片語的規則)

Unit 4 Vocabulary tasks for dialogue 單字任務

seat No: _____ name: _____

Watch the video and complete the task.

IoT means I _____ o _____ t _____. With IoT, we can make things work for us by controlling them through the Internet.

#Pre-task: Write down the numbers of the pictures.

___ E-reader ___ smart doorbell ___ camera ___ voice assistant
___ smart watch ___ video game console ___ lighting ___ smart TV set

Question: If you could have one of these things, what would it be, and why?

Answer: I would like to have a/an _____
because _____

#Main task:

1. Write down three words you need to practice pronouncing. 發音 Find a partner to practice with.
寫下三個你需要練習發音的字, 找個夥伴練習一下。

--	--	--

•• Who practiced the words with you? _____

2. After you learn the words, write down two words you are most interested in, and then share them with your group members.

找出兩個你最感興趣的字, 並且和組員分享。

	words	collocation/phrases 搭配詞/慣用語/片語	translation 中譯
1			
2			

•• Who shares the same word(s) as yours? _____

#Post-task: Games!

Search the Words

S G S C R E E N	FILE	THROUGH
A B Y E T Y E C	CHALK	
V U B R H H N H	SCREEN	
E T F R R O T A	ERROR	
A T I O O N E L	BUTTON	
V O L R U E R K	ENTER	
K N E K G Y L O	HONEY	
M D H U H D B R	SAVE	

UNIT 4 Listening Tasks-main tasks (A sheet)

seat no. _____ name: _____

#Setting 1 - Task: Comprehension (理解)/main idea & details (大意 & 細節)

1. Where does the dialogue take place? (對話在哪裡發生?)

2. Who is waiting for who?

3. Why did the woman ask Cody, "Don't you know what time it is"?
Because _____

4. Why did Cody stay with Ela? _____

(A) Because Ela lost her file.

(B) Because Ela didn't save her file.

(C) Because Ela couldn't find the file on the computer.

5. In what class did they use computers?

6. Check ✓ the following things that the teacher USED during class.

videos	VR虛擬實境	online quiz	blackboard	computer	chalk

7. Why does Cody sound like he enjoys the class?

Because _____

#Setting 2&3 - Task: Jigsaw listening/Ask a partner for answers

Get ready by taking notes!

1. What was the old wake word? _____

2. What is the new wake word? _____

3. The voice assistant (語音助理) played a song for Cody's mom. What's the title of the song? _____

4. How does Cody's mom feel about their house?

#Post-task:

Solve the problems	
Problems	How can Ted solve the problems?

UNIT 4 Listening Tasks-main tasks (B sheet)

seat no. _____ name: _____

#Setting 1 - Task: Comprehension (理解)/main idea & details (大意 & 細節)

1. Where does the dialogue take place? (對話在哪裡發生?)

2. Who is waiting for who?

3. Why did the woman ask Cody, "Don't you know what time it is"?

Because _____

4. Why did Cody stay with Ela? _____

(A) Because Ela lost her file.

(B) Because Ela didn't save her file.

(C) Because Ela couldn't find the file on the computer.

5. In what class did they use computers?

6. Check ✓ the following things that the teacher USED during class.

videos	VR虛擬實境	online quiz	blackboard	computer	chalk

7. Why does Cody sound like he enjoys the class?

Because _____

#Setting 2&3 - Task: Jigsaw listening/Ask a partner for answers

Get ready by taking notes!

1. At the door, what numbers did Cody's mom push? _____

2. What is the new code? _____

3. How often could (可能) they change the code? _____

4. When Cody's mom asked the voice assistant 語音助理 to turn on the light, was the light turned on? _____ (Yes / No)

#Post-task:

Solve the problems	
Problems	How to solve the problems?

Unit 4 Vocabulary tasks for reading & QAR Review

seat No: _____ name: _____

#Vocabulary tasks:

1. Write down three words you need to practice pronouncing. 發音 Find a partner to practice with.
寫下三個你需要練習發音的字, 找個夥伴練習一下。

--	--	--

•• Who practiced the words with you? _____ 請練習夥伴簽名

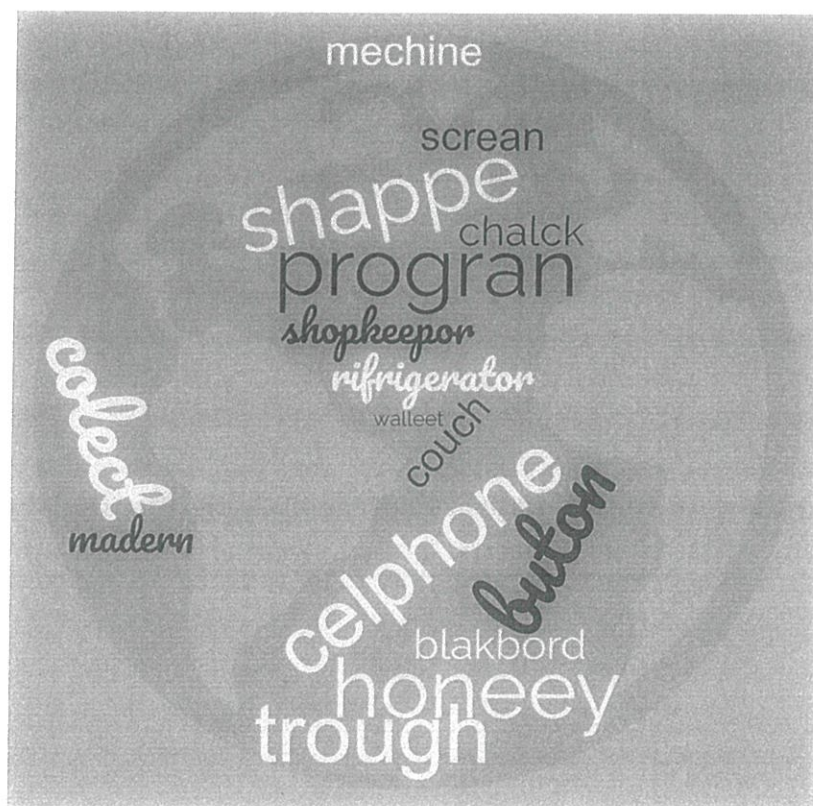
2. After you learn the words, write down two words you are most interested in, and then share them with your group members. 找出兩個你最感興趣的字, 並且和組員分享。

	words	collocation/phrases 搭配詞/慣用語/片語	translation 中譯
1			
2			

•• Who shares the same word(s) as yours? _____


#Games!

1. Word cloud fun: Find the errors in the cloud and write the correct spelling for the words.



2. Crossword Puzzle:

Unit 4 Crossword Puzzle



Across

3. I just lost my w_____, so I need to borrow some money to pay for my lunch.
6. Come into the house! It's dangerous to stay o_____ when a typhoon hits.
7. My new c_____ is excellent at taking beautiful pictures and has super long standby time.
8. We need to watch this TV p_____ for the latest news about COVID-19.
10. Kelly sits in the back of the classroom, so sometimes she can't see the small words on the b_____.

Down

1. He c_____s different coins when he travels in other countries.
2. Mom puts the eggs in the r_____ to keep them fresh.
4. Please knock on the door before you e_____ Mr. Johnson's office.
5. My computer is so old that I can't u_____ these photos to Facebook fast.
9. It's so comfortable to lie on the c_____ that I can fall asleep any second.

#QAR Review:

Read the Unit 4 reading at home, think of some possible questions, and write them down in the following table. Then, share your questions with your group.

right-there	
think & search	

Unit 4 Speaking, Writing, & Recap Group 3

#Summary Writing: 摘要寫作

Step 1: Read the text. 閱讀文本

Step 2: Break the text down into sections. 將文本拆成小片段 (who/what/where/when/how/why...)

Step 3: Identify the key points in each section. 指出小片段中的重點

Step 4: Write the summary. 寫摘要

Step 5: Check the summary against the article. 檢查摘要

Text:

Picture that you're shopping. You go into a store with no clerks or shopkeepers. Right away, your cellphone shows you where to find the things on your shopping list. You collect everything, and you leave the store. When you're outside, your phone tells you if the money has been paid from your online wallet successfully. Very convenient, isn't it? Well, thanks to IoT, there are stores just like this now.

Summary:

Hint提示: What is convenient? What can a cellphone do?

#Role Play Recording: Be creative! 角色扮演錄音, 可以有創意一點!

Step 1: Choose a background sound. 選一個背景聲音

Step 2: Discuss and design the dialogue about the sound. (4-6 sentence) 設計一段對話

Step 3: Write the dialogue on the whiteboard. 把對話寫在白板上

Step 4: Role play/Act out the dialogue, record it, and upload to Messenger group later. 演出對白並錄音回傳messenger群組裡

Dialogue script here: 對話腳本

A:

B: